



## Senior Volunteer Patrol

San Diego County Sheriff's Department  
In-Service Training

---

---

---

---

---

---

---

---



### Course Objectives



- ▣ Statistics
- ▣ Vehicle inspections
- ▣ Defensive driving
- ▣ Collisions

---

---

---


---

---

---

---

---



---

---

---

---

---

---

---

---



**Drive like your life depends on it!**



"Practice this message every day"

"Exercise good judgment"

"Change your mindset"

---

---

---


---

---

---

---

---



---

---

---

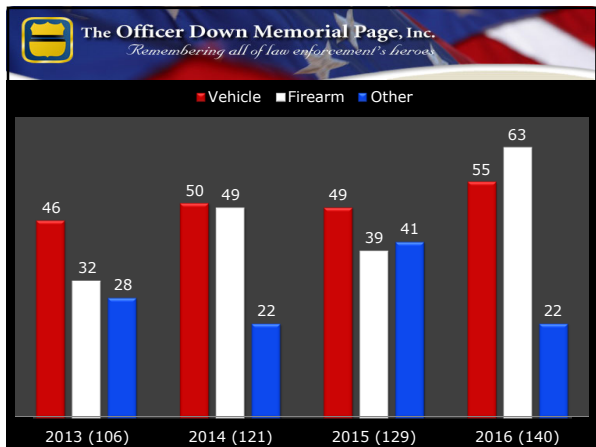
---

---

---

---

---



---

---

---

---

---

---

---

---

## SDSO 2016 Preventable Collisions

□ Chargeable/Preventable Collisions	121
■ Unsafe backing	68
■ Unsafe turning movement	21
■ Unsafe speed	6



---

---

---

---

---

---

---

---

## Some Statistics

### State

- California had approximately 5,024 pursuits in 2010
  - Resulted in 32 deaths
  - 5 of those were uninvolved parties!!

### Nationally 2014

- 29,989 fatal crashes
  - Average of 82 people per day nationally
  - That's one every 17minutes!!
  - 6 Million crashes yearly
  - Leading cause of death for ages 25-34 yrs. (5,817).

---

---

---

---

---

---

---

---



---

---

---

---

---

---

---

---

## Vehicle Inspections

---

- Policy and Procedure section 5.2 states:

“Prior to using a pool vehicle, the driver shall inspect that vehicle for proper equipment, and damage. Damage shall be immediately reported to his/her supervisor.”

---

---

---

---

---

---

---

---

## Vehicle Inspections

---

Should include –

- General vehicle appearance
- Tires
- Wheels
- Lights
- Trunk
- Body damage

---

---

---

---

---

---

---

---

## Vehicle Inspections

---

- Visual inspection
  - Can reveal broken springs, torsion bars, sway bars, or even insufficient tire pressure
  - Leaning
  - “Bouncing”

---

---

---

---

---

---

---

---

## Vehicle Inspections

- Tires and wheels
  - Most important ?
  - Sidewall cuts
  - Properly inflated tires
  - Inspect each wheel for hairline cracks



---

---

---

---

---

---

---

---

## Vehicle Inspections

- Lights
  - High beams
  - Low Beams
  - Turn signals
  - Stop lamps
  - Emergency lights
  - Spot lights



---

---

---

---

---

---

---

---

## Vehicle Inspections

- Trunk
  - Inspect the contents of the trunk
  - Spare tire
  - Fire extinguisher
  - Jack / lug wrench
  - Flares
  - Blanket
  - First aid kit
  - Secure objects



---

---

---

---

---

---

---

---

## Vehicle Inspections

- Check for dirt or trash
- Check all warning lights (ABS / airbag)
- Adjust seat and mirrors
- Start engine
  - Oil pressure, charging system, fuel
  - Instrument panel, interior lights, horn, siren and radio



---

---

---

---

---

---

---

---

## Vehicle Inspections

- Steering – excessive play / unusual sound
- Windshield
- Place clipboards, notebooks, citation books where they will not interfere with driving
- When leaving the station- listen for unusual sounds

---

---

---

---

---

---

---

---

## Vehicle Inspections

- Check can be accomplished in a short period of time
- Work together
- Establish a set pattern
- Don't ignore things

Taking the time to properly inspect the vehicle could ultimately save a life!

---

---

---

---

---

---

---

---

## Defensive Driving

- What is it?
- Safe driving habits
  - Reduce risk / stress during vehicle operations
- Good driving habits
  - Provide a foundation for sensible decision-making when a driver is faced with a suddenly changing traffic situation

---

---

---

---

---

---

---

---

## Defensive Driving

- The Defensive Driver
  - Maintain a professional attitude
  - Demonstrates good judgment and decision making skills
  - Recognizes hazards
  - Reacts properly to hazards



---

---

---

---

---

---

---

---

## Defensive Driving

- Continually strive to improve skills
- Practice
- Knowledge
  - Policy
  - Vehicle code
  - Vehicle capabilities
  - Proper driving techniques

---

---

---

---

---

---

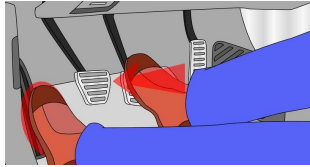
---

---

## Defensive Driving

### Left-Foot Braking

- DO NOT DO IT!
- Peddle confusion and instinctive reaction
- Applications in 4X4 and racing



---

---

---

---

---

---

---

---

## Defensive Driving

### Psychological Factors

- Overconfidence
- Self-Righteousness
- Impatience
- Ego
- Preoccupation



---

---

---

---

---

---

---

---

## Defensive Driving

### Physiological Factors



- Fatigue (mental / physical)
- Alcohol / Drugs
- Stress
- Inattention
- Vision
- Driver attitude

---

---

---

---

---

---

---

---



## Defensive Driving

- ▣ Learn to drive ahead, on both sides, and behind the vehicle
- ▣ Anticipate the actions of other drivers.
- ▣ Always have an escape route to avoid a collision
- ▣ Maintain proper following distance

---

---

---


---

---

---

---

---



---

---

---

---

---


---

---

---

## Defensive Driving

- ▣ Space cushion
  - 3 second gap
- ▣ Intersections
  - red light runners
  - stale green
  - turning left
  - turning right



---

---

---

---

---

---

---

---



---

---

---

---

---

---

---

---

## Defensive Driving

- Intersection Analysis
  - Should start early before entering intersection
  - Scan for dangerous areas
  - Identify hazards and prepare for them
  - Look in all directions (left, front, right, left)
  - Both hands on the steering wheel
  - SLOW or STOP before entering intersection



---

---

---

---

---

---

---

---

## Defensive Driving

- Lane changes
  - Contributing factors in collisions
    1. Failure to signal
    2. Failure to check blind spots

Mirrors don't allow you to see everything – turn your head and look over your shoulder



---

---

---

---

---

---

---

---

## Defensive Driving

---

- Freeway driving
  - Merging
  - Leaving the freeway
- Stopping



---

---

---

---

---

---

---

---

## Backing

---

- Slowly and smoothly
- Stopping as necessary
- Continue to look backward until completely stopped.
  - consideration to front end swing

---

---

---

---

---

---

---

---

## Backing

---

- Visibility
  - Look over your shoulder, use mirrors and back-up cameras.
- Pull through a parking space
- After being parked, check behind vehicle before backing
- Have your partner assist you with backing and checking those hard to see areas

---

---

---

---

---

---

---

---

## Safety Belts

---

□ Policy and Procedure Section 5.5 States:

“The driver of any county vehicle shall use and ensure all passengers use the available safety belt/shoulder harness restraint equipment installed in the vehicle before moving that vehicle.”

---

---

---

---

---

---

---

---

## Safety Belts

---

- Ride down benefit – belt begins to stop the wearer as the car is stopping.
- Belt keeps the head and face of the wearer from striking objects like the steering wheel, windshield dashboard or other law enforcement equipment
- Spreads the stopping force widely across the strong parts of the body.
- Prevents vehicle occupants from colliding with each other

---

---

---

---

---

---

---

---

## Safety Belts

---

- Prevent vehicle occupants from being ejected from the vehicle during a crash
- Help the driver maintain vehicle control
- Belts should be worn across the hips and pelvic area, not across the stomach.
- Be adjusted to be snug across the body to prevent internal injury and provide safety and comfort.

---

---

---

---

---

---

---

---



---

---

---

---

---


---

---

---

## Safe Driving Tactics

- Radio use while driving
  - Use while driving in a straight line
  - **Stay calm and speak clearly**
  - Provides recorded documentation of activities
  - Records everything, including the siren



---

---

---

---

---

---

---

---

## Collisions

- All traffic collisions involving Sheriff's vehicles must be reported!!
- Immediately notify the communications center of the accident, injuries, location and extent of vehicle/property damage.
  - 61V71, 11-82 at Broadway and Main, we're involved, there are no injuries, start a traffic unit.

---

---

---

---

---

---

---

---

## Collisions

- Do not give anyone other than Sheriff's personnel a statement.



---

---

---


---

---

---

---

---



---

---

---

---

---

---

---

---



***Drive like your life depends on it!***



---

---

---

---

---

---

---

---

**TIME TO  
DRIVE**



---

---

---

---

---

---

---

---