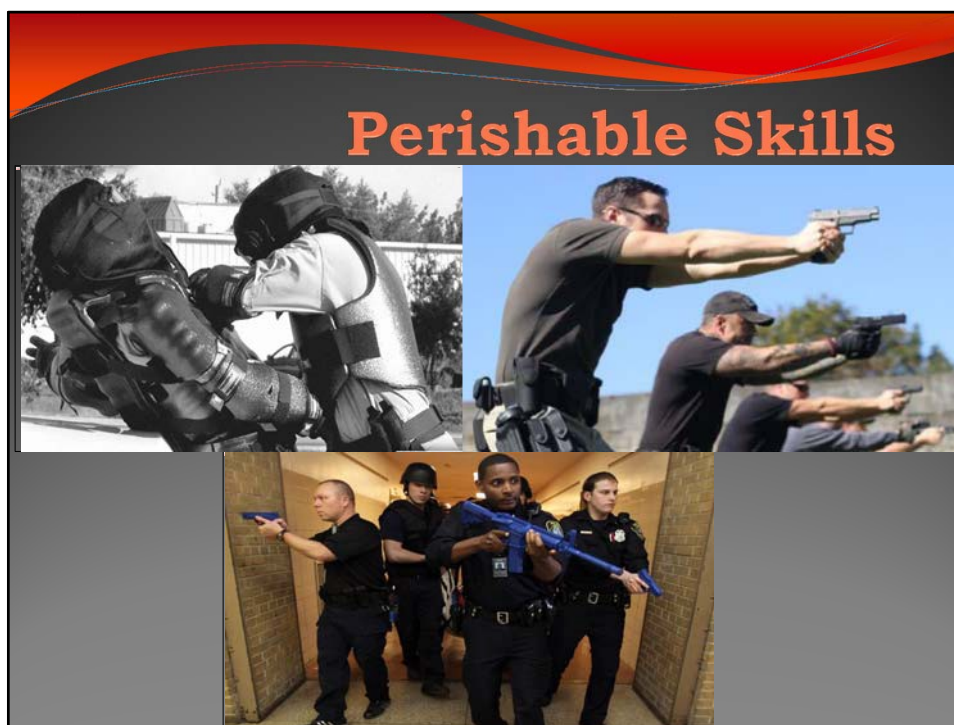


Course Title:		Perishable Skills			
Certification:		STC #02178467			
Re-Certification Date:		06/25/19			
Expiration Date:		06/25/21			
Review Date:		07/22/19			
Time Block	Estimated Time	Learning Objective	Topic	Brief Overview of Topic/Instruction	Instructor
0700-0710	10	Introduction to Course	Introduction of instructors	Instructor backgrounds and knowledge of course content	DTU Staff
0710-0735	25	Introduction to Course	Course objectives/ movement	Review course objectives, case law related to training presented, breakdown rotation of groups, locations of training stations, students are given group numbers and safety rules of stations.	DTU Staff
0735-0740	5	Introduction to Course	Administrative needs	Give locations of bathrooms, first aid kits, AEDs, water and telephones if needed to call 911.	DTU Staff
0740-0750	10	BREAK (7:40-7:50)			
0750-0800	10	Active Shooter (IARD)	Student preparation	Students retrieve or stow necessary/unnecessary gear	DTU Staff
0800-0810	10	Active Shooter (IARD)	Safety Check	Check deputies for weapons. Demonstrate and have students perform safety circle.	DTU Staff
0810-0950	100	Active Shooter (IARD)	IARD formations, room entries	Demonstrate all department approved IARD formations and room entry techniques. Students will assemble and apply taught methods.	DTU Staff
0950-1000	10	BREAK (9:50-10:00)			
1000-1010	10	Firearms	Student preparation	Students retrieve or stow necessary/unnecessary gear	DTU Staff
1010-1020	10	Firearms	Safety Check	Discuss range safety rules and weapon rules. Establish medical emergency protocols.	DTU Staff
1020-1200	100	Firearms	Course of fire/drills	Target analysis, dry fire drill, failure drill, speed fire drill, cover/movement and precision shooting.	DTU Staff
1200-1300	60	Lunch (12:00-13:00)			
1300-1310	10	Defensive Tactics	Student preparation	Students retrieve or stow necessary/unnecessary gear	DTU Staff
1310-1305	5	Defensive Tactics	Safety Check	Check will consist of visually looking for any weapons, less-lethal devices or chemical agents on an attendee's person.	DTU Staff
1305-1500	105	Defensive Tactics	Controlling Techniques	Rear bent wrist lock, compression wrist lock, arm lock, flow drill, head pin, pressure point, baton application to peroneal nerve and carotid restraint procedures and safety precautions will be covered.	DTU Staff
1500-1510	10	Break (15:00-15:10)			

1510-1600	50	End of Class	Evaluations and wrap up	Clean up stations, hand out class evaluations, ask if there are any injuries, go over objectives.	DTU Staff
-----------	----	--------------	-------------------------	---	-----------



## Course Objectives

- Re-familiarize everyone on the laws and policies regarding using force.
- Give refresher on disciplines not only valuable, but at risk of diminishing




# Expectations

- 3 Groups
- 3 Locations
- 2 Hour Blocks

The diagram features the text "Firearms D-Tac" in red at the top and "IARD" in red at the bottom. Three blue curved arrows form a clockwise cycle: one arrow points from "IARD" to "Firearms D-Tac", another points from "Firearms D-Tac" to the right, and a third points from the right back to "IARD".



- 0800-1000 Block 1
- 1000-1120 Lunch
- 1120-1320 Block 2
- 1320-1335 (Transition)
- 1335-1535 Block 3
- 1535-1600  Test and Evals



## Safety

- Equipment
- Check in
- Safety Checks
- Everyone is a Safety Officer



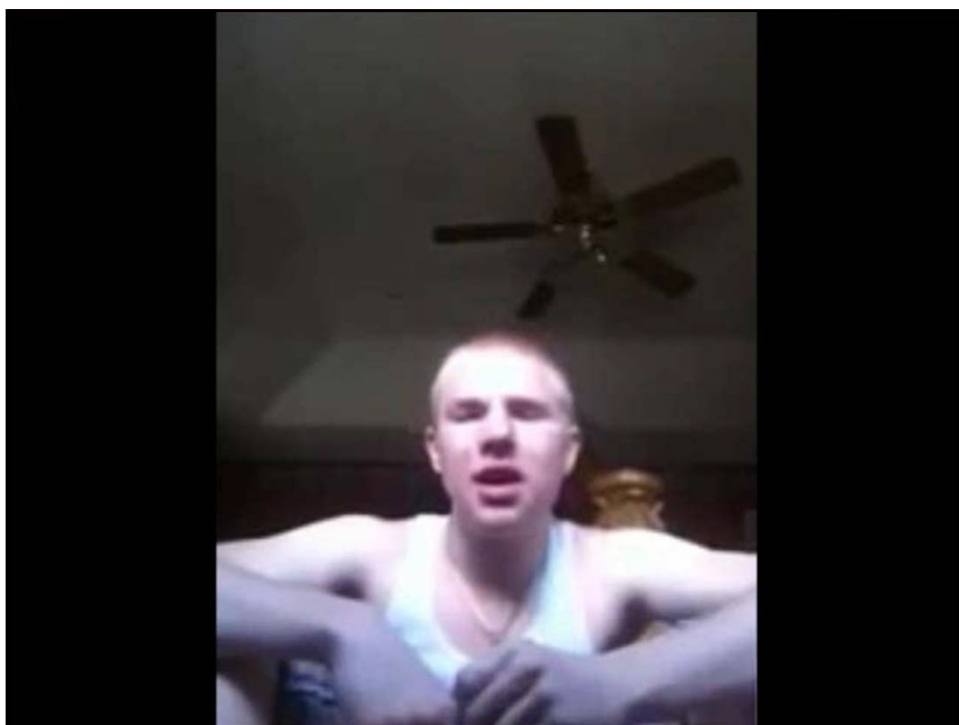


## Firearm Safety

1. Treat all firearms as if loaded
2. Never let the muzzle cover anything you are not willing to destroy
3. Keep finger off trigger until you've made the decision to shoot
4. Be aware of target, what's beyond it and what's in front of it
5. ????????




## 5. Don't do anything stupid!







PC / P&P / Case Law



- PC 835(a)
- I.85
- I.89
- Addendum F

The slide features a red and white wavy header. Below the text 'PC / P&P / Case Law', there are three images: a man being escorted by police, a man being pinned to the ground by police, and a SWAT team in tactical gear. To the right of these images is a bulleted list of legal references.



## Graham v. Connor

- Established reasonable officer standard
  - Would another officer with the same/similar training and experience...
  - Facing the same/similar circumstances...
  - Act the same way or use similar judgment?



## Tennessee v. Garner

- Deadly force on fleeing suspects
  - “When the suspect poses no immediate threat to the officer or to others, the use of deadly force is not justified.” (Tennessee v. Garner, 1985)
  - Police may use deadly force if they have probable cause to believe a fleeing suspect poses a threat of serious injury or death to the officer or others.

## Deorle v. Rutherford

- Duty to warn IF POSSIBLE before using force



## Group 1

- Add Names
- Add Names

## Group 1

- 0800-1000 Station 1 IARD
- 1120-1320 Station 2 Firearms
- 1335-1535 Station 3 D-TAC

## Group 2

- Add Names
- Add Names

## Group 2

- 0800-1000 Station 2 Firearms
- 1120-1320 Station 3 D-TAC
- 1335-1535 Station 1 IARD

## Group 3

- Add Names
- Add Names

## Group 3

- 0800-1000 **Station 3** D-TAC
- 1120-1320 **Station 1** IARD
- 1335-1535 **Station 2** Firearms

**SAFETY & GEAR  
FOR EACH  
STATION**






**IARD/ACTIVE  
SHOOTER  
RESPONSE**



**SAFETY CIRCLE**



**AGENCY WIDE  
PROACTIVE TACTICAL  
RESPONSE  
FORMATIONS  
OVERVIEW**

