



William D. Gore  
Sheriff

*San Diego County*

**SHERIFF**

## LINE-UP TRAINING

### The WRAP Restraint

### Topic #96

*After discussing/reviewing the below training material in line-up (briefing), sworn staff shall sign off as completed in LMS. In the event a staff member is not present when this topic is discussed in line-up, they shall independently read, review, and complete the training.*

*Completion of this line-up training topic includes reviewing the associated standardized presentation available on the DTU SharePoint site ([#96 Standard Presentation](#)).*

*By clicking "Yes" to "Have you completed this activity?" in LMS, you are attesting that you have viewed, read, and completed the training activity.*

#### I. PURPOSE

The purpose of this training is to familiarize sworn staff with the criteria and procedures for the use of the WRAP Restraint system.

#### II. POLICY

Instruments of restraint may be applied to inmates in accordance with outlined procedures and Addendum F. Restraints shall never be used as a form of discipline or a substitute for treatment. All inmates placed in restraints shall be segregated away from other inmates, to prevent abuse.


Cord cuff restraint and The WRAP Restraint System are the only devices authorized for use when maximally restraining an inmate. When placing an inmate in any maximum restraint device one deputy shall be designated as the "safety deputy." The safety deputy's sole responsibility is to monitor the health and safety of the inmate being placed into the restraint device. If at any time during the placement, the safety deputy determines the inmate may be in immediate physical distress, such that the inmate may suffer serious bodily injury or death, the safety deputy shall immediately stop the placement. Necessary precautions will be taken to ensure the wellbeing and safety of the inmate.

This training is to be conducted in adherence to [DSB P&P Section I.93-Use of Restraint Equipment](#) and [Addendum Section F](#).






b.



c.





d.

[Redacted content]

e.


[Redacted content]



f.



g.



h.



D. MOVEMENT OF AN INMATE IN THE WRAP RESTRAINT SYSTEM

1. If the maximally restrained subject must be lifted and carried, a minimum of three (4) deputies should be used.
2. One deputy should be positioned on each side of the subject's upper body and lift by the upper arms and supporting the subject's shoulder.
3. Two deputies should be positioned at the subject's legs.
4. The deputies should lift in unison using their legs (not backs) to avoid injury.



5. Two deputies must be used when transporting a maximally restrained subject so one can maintain constant observation. The transporting deputy should monitor the subject's level of consciousness and breathing while in transport. The deputies must be observant for symptoms of excited delirium.
6. The maximally restrained subject should be seat belted in the upright position when being transported.
7. The subject must *never* be placed in a prone position in the vehicle.
8. Whether seated or on his/her side, the subject should be positioned so that the monitoring deputy has a clear visual on the subject.
9. As an alternative to lifting an inmate restrained in The WRAP, he/she may be moved by means of shuffle or hobble only if the inmate has displayed cooperative behavior. If this method is used, appropriate support must be given to the inmate to prevent possible injury.
10. The subject may also be placed on a gurney for transport in the upright seated position or in the supine position (on back).

# THE WRAP RESTRAINT

## POLICY

**Instruments of restraint may be applied to inmates in accordance with outlined procedures and Addendum F. Restraints shall never be used as a form of discipline or a substitute for treatment. All inmates placed in restraints shall be segregated away from other inmates, to prevent abuse.**



# SAFETY DEPUTY

## Sole Responsibility


- **Monitor the health and safety of the inmate being placed into the restraint device**
- **Determine if the inmate is in immediate physical distress**
- **If at any time during the placement, The safety deputy determines the inmate may be in immediate physical distress, such that the inmate may suffer serious bodily injury or death, the safety deputy shall immediately stop the placement.**


## AUTHORIZATION FOR USE AND STORAGE OF DEVICE


- **Absent exigent circumstances, the watch commander or designee shall be on scene to monitor the placement.**
- **Inmates will only remain in maximum restraints for the minimal time necessary to move them to another location or to transition the inmate into a Pro-Strait Chair.**
- **Maximum restraint devices will be stored with the facility tactical response equipment.**


## PLACEMENT IN RESTRAINTS


- **Placement into the WRAP restraint system shall be documented as a use of force via an Incident Report in NetRIMS.**
- **Deputies must continually monitor the inmate's level of consciousness and breathing while in the restraints.**
- **Following the application of a maximum restraint device, the inmate shall be rolled onto their side into the recovery position or an upright seated position as soon as possible.**
- **The inmate shall be medically evaluated by medical staff as soon as possible after placement.**
- **The inmate shall be medically evaluated by medical staff as soon as possible after the WRAP restraints are removed.**

























## MOVEMENT OF AN INMATE IN THE WRAP RESTRAINT SYSTEM (TRANSPORTING)

- **Two deputies must be used when transporting a maximally restrained subject so one can maintain constant observation. The transporting deputy should monitor the subject's level of consciousness and breathing while in transport. The deputies must be observant for symptoms of excited delirium.**
- **The maximally restrained subject should be seat belted in the upright position when being transported.**
- **The subject must never be placed in a prone position in the vehicle.**
- **Whether seated or on his/her side, the subject should be positioned so that the monitoring deputy has a clear visual on the subject.**

## MOVEMENT OF AN INMATE IN THE WRAP RESTRAINT SYSTEM (HOBBLE/GURNEY)

**As an alternative to lifting an inmate restrained in The WRAP, he/she may be moved by means of shuffle or hobble only if the inmate has displayed cooperative behavior. If this method is used, appropriate support must be given to the inmate to prevent possible injury.**

**The subject may also be placed on a gurney for transport in the upright seated position.**

